

# HOW TO PROTEST

Bell County East to Big Hill  
765 kV Transmission Line

**Burnet County Residents — Your Voice Matters!**

Docket Control Number: **59475**

*Simple Step-by-Step Instructions • No Experience Needed • FREE to File*



# WATCH THIS FIRST!

Short video: “How to File a Protest”

This short video walks you through the whole process.  
Watch it before you start so you know what to expect!

[CLICK HERE](#) to watch Video

OR



Type this into your browser to watch the video:

[vimeo.com/1125636396](https://vimeo.com/1125636396)

**Completing the protest should take less than 5 min., but you only have 20 total minutes available.**

## **WRITE YOUR LETTER FIRST!**

The website will time out in 20 minutes.

That is not enough time to think AND type!

**So do the letter FIRST, save it, then go to the website.**

### **Today's Plan:**

Step 1 → Write your letter

Step 2 → Save it

Step 3 → Upload it to the website

# STEP 1 — Choose Your Reasons (What to Write)

The reasons listed below are a few **starting points**. Please use any that resonate with you, and feel free to add anything else you feel led to share. Your personal voice is what matters most.

It will significantly raise my electric bill

Substantial displacement of wildlife

Health effects from electromagnetic fields

Irreversible 200' wide scar across the hill county scenery

Damage to agricultural land and businesses

Compressed timeline and lack of opportunity for meaningful public oversight and involvement

## STEP 2 — Copy This Letter and Fill in Your Name

**Dear Public Utility Commission of Texas,**

My name is [YOUR NAME] and I live at [YOUR ADDRESS] in Burnet County, Texas.

I am writing to officially PROTEST the construction of the Bell County East to Big Hill 765 kV transmission line in Docket Control Number 59475.

I am against this project because [WRITE YOUR REASON HERE — examples: the compressed timeline does not allow for meaningful public oversight, there will be considerable displacement of our local wildlife, this will create an irreversible scar across our beautiful hill country landscape, and the economic toll is unknown, while bringing no direct benefit to Burnet County.]

I respectfully ask that the Commission deny this application.

Thank you,  
[YOUR NAME]

# STEP 3: HOW TO SAVE YOUR LETTER

Type your letter first, then save it so you can upload it to the website.



## On a Windows Computer

1. Click the Start button  
(the Windows symbol, bottom left)
2. Open “Notepad” or “Word”
3. Type your letter in that program
- 4. Press Ctrl + S to Save it**  
(Hold Ctrl and press S at same time)
5. Name it “MyProtest” and click Save
6. Remember where you saved it!  
*(Desktop is a good place to save)*



## On a Phone or Tablet

1. Open your email app  
(Gmail, Yahoo, etc.)
2. Start a new email to YOURSELF
3. Type your letter in the body
- 4. Save it as a Draft first!**
5. Then switch to the browser app and go to the website
6. Copy and paste your letter text into the protest box

# What Is a Protest?

A protest is an official letter saying:  
"I am against this transmission line, and here is why."



## It's FREE

No cost to file your protest



## It's Official

Commissioners may read it



## You Don't Need a Lawyer

Anyone can do this!

# Before You Start — Gather These 3 Things

1



## A Computer, Tablet, or Smartphone

You will type your protest on a website.  
A library computer works great!

2



## An Email Address

You need one to file online.  
If you don't have one, ask a family member or visit your local library for help.

3



## Your Letter (which is already written!)






Great job! You already wrote and saved your protest letter.  
Now you just need to upload it to the website.

# STEP 4 — Go to the Website

Open your internet browser and go to this website:

[interchange.puc.texas.gov/filer](http://interchange.puc.texas.gov/filer)

## Tips:

-  Type the address carefully — do NOT Google search for it, type it directly
-  You can also ask a grandchild or neighbor to help you get to the page
-  The website works on phones, tablets, and computers
-  If you need help, call the PUC:  512-936-7180

## STEP 5 — Enter the Docket Control Number to Begin

A

When the page loads, **check the box** to confirm you read the disclaimer  
Click the big button that says "**Begin**"

B

You will see a box that says "**Control Number**"  
Type in this number: **5 9 4 7 5**

C

You do NOT need to select any of the option beneath the control number  
Click "**Next**" to continue

# STEP 6 — Fill In Your Information

The website will ask for your contact information. Fill in each box:

**First Name**

e.g.: Mary

**Last Name**

e.g.: Johnson

**Phone Number**

e.g.: (512) 555-1234

**Email Address**

e.g.: mary@email.com

**Mailing Address**

e.g.: 123 Oak Street, Burnet, TX 78611

# STEP 7 — Filing Party Information

Now the website will ask for information about your document. Fill in each box:

## Filing Party

This is the name of the person listed on the letter  
e.g.: Mary Smith

## Filing Type

The filing type for protest letters is “Letters”

## Filing Description

Please include an accurate description of the letter  
e.g.: Protest letter from Burnet County

# STEP 8 — Upload Your Letter & Submit

A

## Find your saved letter

You already saved your letter! Find the file called "MyProtest" on your Desktop or in your Email Drafts folder.

B

## Upload the file to the website

On the website, click on the button that says "Add File"  
Find your saved protest document, and double click it.

C

## Click Next

Ensure that your document is shown on the page as uploaded  
Click "Next".

D

## Review and Click "Submit" — You're Done!

Review your information for accuracy, select the box to verify you are not a robot, and press "Submit"  
You will receive a confirmation email, **SAVE THAT EMAIL**, it is your proof that you filed your protest!

# No Computer? Mail Your Protest In!

You can print your letter and mail it to this address:

## Filing Clerk

Public Utility Commission of Texas

1701 North Congress Avenue

P.O. Box 13326

Austin, Texas 78711-3326

### Important Tips for Mailing:

- ✓ Write "**Docket Control Number 59475**" at the top of your letter
- ✓ Make a copy for yourself before mailing
- ✓ Use certified mail so you have proof it was received

# Need Help? You Are Not Alone!



PUC Central Records (filing help)

**512-936-7180**



Technical / website problems

**512-936-7100**



Email (filing help)

**[central.records@puc.texas.gov](mailto:central.records@puc.texas.gov)**



Filing website

**[interchange.puc.texas.gov/filer](https://interchange.puc.texas.gov/filer)**

**Your voice matters — every protest counts! File before they close the docket!**